

Beetle's International School

Summer Holiday Homework (2024-25)

Dear Parents

As the upcoming summer holiday approaches, we would like to share with you an amazing opportunity for your child to take part in engaging and meaningful activities.

Enclosed with this message is; a summer break Assignment designed to encourage creativity, exploration, and lifelong learning. With these fun and educational summer activities, we are certain your child will have a fabulous time learning and exploring.

We encourage you to go along with your child on this journey of exploration. Together, let's make this summer break one filled with accomplishments, joy, and priceless memories.

Kindly be informed that Holiday Assignment will be assessed and evaluated and marks scored will be included in the forthcoming Exam.

Last date for submission of Holiday Assignment is Monday 24th June, 2024.

School reopens after Summer Vacation on Wednesday 19th June at 8.00 am. (Summer Schedule follows)

I wish everyone a wonderful and refreshing break!

PRINCIPAL

Class II

Subject : English

- Q. 1 Prepare a small pictorial dictionary of singular and plural.
- Q. 2 Prepare 3D model of gender.
- Q. 3 Write a small story with a moral and depict it through pictures. (On chart)
- Example :
- i) Jai Hanuman
- ii) Ganesha etc.
- Q. 4 Learn and write poem 'Summer Time Rock' with expressions and correct pronunciation.
- Q. 5 Look at the picture and complete the story using the words given refer to English Lit. (21st Century) Pg. No. 33)

Note: Q. 4 Should be done in English Lit. Notebook.

Reading habit – Read Ch. 1, 2 (Lit.)

Read any story at home and narrate it to the class while joining after vacation.

Complete the worksheet neatly with correct letter formations.

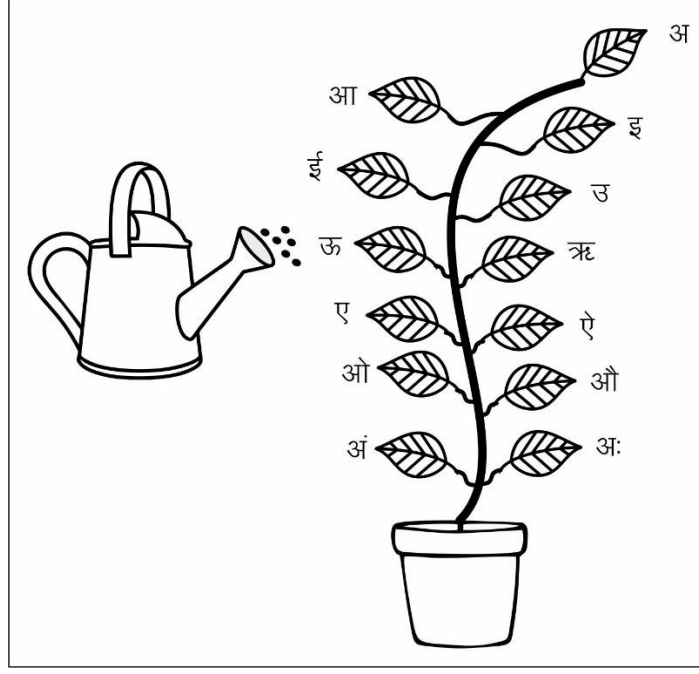
विषय : हिंदी

आवश्यक निर्देश:


- 1 सभी छात्र/छात्राओं को गृहकार्य करना अनिवार्य है।
- 2 निम्नलिखित प्रश्नों में से कोई दो प्रश्न अपनी पसंद अनुसार प्रत्येक विद्यार्थी को करने अनिवार्य हैं।
- 3 कार्य-पत्रक सफाई एवं मात्राओं का ध्यान रखते हुए करें।
- 4 कार्य को क्रियात्मक ढंग से करना है।
- 5 गृहकार्य को करने के लिए आप रंगीन पेपर/कार्ड बोर्ड व रंग का इस्तेमाल कर सकते हैं।

गृह कार्य

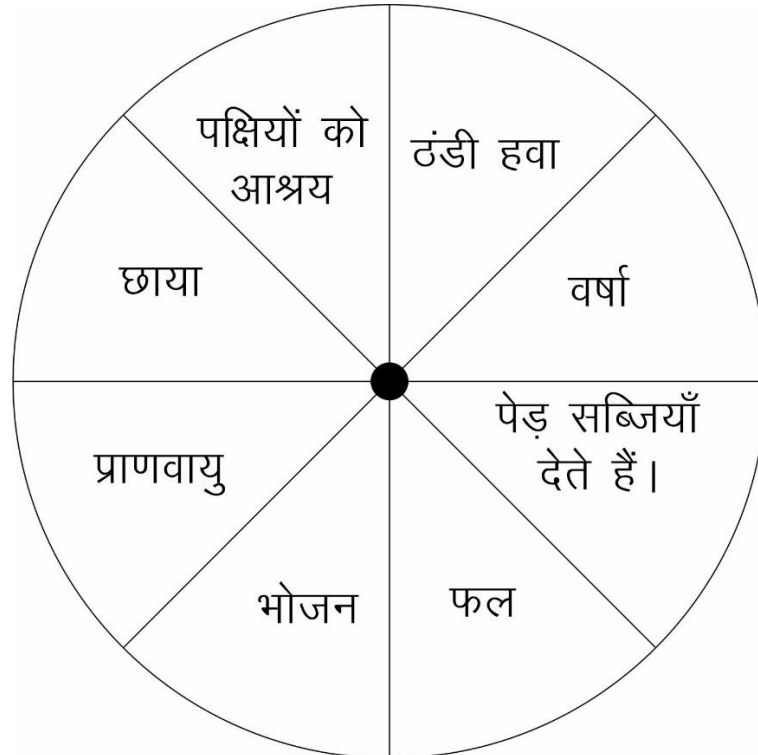
- प्र. 1 मात्राओं का पौधा तैयार कीजिए। (कार्ड बोर्ड पर चार्ट पेपर चिपकाकर सुंदर चित्र द्वारा प्रदर्शित कीजिए।)



- प्र. 2 स्वर / व्यंजन की (पुस्तक) बनाइये। (अलग-अलग रंगीन पेपर पर लिखकर स्वर अ-औ व्यंजन क-ह लिखकर सभी पेज स्टेप्लर द्वारा जोड़कर मुख्य पृष्ठ को चित्र द्वारा सजाना है।)



- प्र. 3 सब्जियों के चित्र कार्ड बोर्ड पर बनाकर या चिपकाकर उनके नाम भी लिखिए।
 प्र. 4 पेड़ों से लाभ चक्र बनाइये। (एक कार्ड बोर्ड को गोलाकार आकृति में काटकर, उस पर रंगीन चार्ट पेपर चिपकाकर स्केल की सहायता से चक्र तैयार कीजिए।)



प्र. 5

माचिस की तीलियों द्वारा सीढ़ी बनाइये। (माचिस की तीलियों को चार्ट पेपर पर चिपकाकर आठ खानों की सीढ़ी तैयार कीजिए। उस चार्ट पेपर को कार्ड बोर्ड पर चिपकाकर आठ खानों में अमात्रिक शब्द तथा गुब्बारों में आ की मात्रा के शब्द लिखिए।



Subject : Maths

Q. 1 Make a cardboard desk calendar.

Q. 2 Draw a Scenery on A-3 chart paper. Use different types of Shapes.

For example :

- Tree - Rectangle shape.
- Mountains - Triangle shapes.
- Flowers - Circle / oval shape etc.

Q. 3 Make a model of balance weighing scale, measuring units.

Material required

- Waste plastic hanger
- Colour sheet, wool thread, tea cup, small pieces of card board etc.

Q. 4 Complete the crossword puzzle.

i)

5	1	+	7	=	
+	+				+
		+		=	8
=	=				=
8	+	2	=		

ii)

3	x	5	=				
	x						
	x	6	=				
	=	x					
1	x		=	10			
	=	x	2	x	10	=	
		=					

Q. 5 Make a working model on shapes.

Complete the given worksheet with correct digit formation.

Subject : EVs.

- Q. 1 Make a model of Katcha house. (Roll No. 1 to 6)
- Q. 2 Make a model of sense organs. (Roll No. 7 to 12)
- Q. 3 Make a safety first aid box with all require material like cotton, bandage, antiseptic cream, Dettol etc. (Roll No. 13 to 18)
- Q. 4 Make a model of rainbow. (Roll No. 19 to 24)
- Q. 5 Write ten 'Healthy Eating Habits' on chart paper. (Roll No. 25 to 30)

Subject : Computer.

- Q. 1 Paste pictures of different types of computers on chart paper.
- Q. 2 Make a collage showing use of computer at different places, on a A-4 size colour sheet.
- Q. 3 Learn all work done in your Book and Notebook.

Subject : Art & Craft

Make a coloured tree with the help of thumb impression on a chart paper

CONVERSING IN SIMPLE ENGLISH

- Encourage your child to talk in English at home, using simple sentences. We teachers are trying to teach them simple sentences like :
 - ☛ May I come in Ma'am?
 - ☛ May I drink water Ma'am?
 - ☛ May I go to the washroom Ma'am?
 - ☛ Ma'am please give me pencil / eraser / sharpener.
 - ☛ Ma'am I have completed my work.
 - ☛ Excuse me Ma'am. (If they want ask some thing)
- Children can be encouraged to use simple words and sentences at home also :
 - ☛ Please give me something to eat.
 - ☛ Can I have a glass of water please.
 - ☛ May I watch T.V.?
 - ☛ Can I please go to play outside?
 - ☛ Please give me a toy.
 - ☛ Please open the door.

We teachers and parents together can make a sincere effort to help our children learn to understand and speak English well.

IMBIBE FOLLOWING SOCIAL SKILLS IN YOUR CHILD.

- Greeting with a smile when someone comes to the house.
- Conversing freely with visitors, relatives coming over to the house
- Answering the phone calls with a polite “Hello!”, also asking “May I know who is calling?”.
- Sitting at the dining table with the family to eat the meals.
- Speaking politely to the peer group.
- Sharing with the peers.

ENCOURAGE YOUR CHILD TO TAKE CARE OF ‘PERSONAL HYGIENE’ BY INCLUDING THE FOLLOWING HABITS:

- Brushing teeth twice daily.
- Combing hair regularly.
- Bathing everyday.
- Washing hands before and after meals.
- Trimming the nails and keeping them clean.
- Covering her/his nose and mouth when she/he coughs or sneezes.
- Avoid licking her/his finger (such as when turning pages in a book).
- Avoid sharing towel, handkerchief, brush with other people.
- Keeping her/his hair lice free.
- Avoid touching her/his eyes, nose, mouth, ears with dirty hands.

HELP YOUR CHILD BECOME CARING HUMAN BEING BY DEVELOPING THE FOLLOWING HABITS.

- Giving respect to her/his elders and loving her/his younger ones.
- Wishing and welcoming guests.
- Spending the time with grand parents.
- Taking care of pets. (incase, you have any).
- Using the following magical words: Sorry, Thank You, Please, Excuse Me, Welcome.
- Do not throw litter here and there. Use dustbin all the time.
- Learn not to waste water, its an important resource.
- Do not pluck flowers.
- Keep the house and surrounding clean.
- Be kind and compassionate towards animals.